

Group Planning 2018

~ June ~

Sun	Mon	Tue	Wed	Thu	Fri	Sat
					1 Dinosaur day	2
3	4 Child safety week (UK)	5 World environment day	6	7	8 World oceans day (global)	9 Trooping the colour (UK)
10	11	12	13	14 Eid ul Fitr (Muslim) Save the Frogs (global)	15 Den Day (Save the Children)	16
17 Fathers day Paddington Bear's birthday	18	19	20	21 1 st day of summer	22	23
24	25 Eric Carle's birthday (author) Wimbledon starts (UK)	26	27	28	29 Intl mud day	30

Themes of the week -

Week 1 - World Oceans Day

Week 2 - Fathers day

Week 3 -

Week 4 - Wimbledon

Theme of the week - World Oceans Day



We are teaching the children about – World Oceans Day

Why? – The children love water play and learning about fish. They regularly have undersea adventures and 'The Octonauts' is a favourite programme.

Background – World Oceans Day is described on the website as 'a global day of ocean celebration and collaboration for a better future' - <http://www.worldoceansday.org/>.

Focus for under 2s – under the sea

Focus for over 2s – life in the ocean

Link planning to British values - *democracy, individual liberty, rule of law, mutual respect and tolerance of those with different faiths and beliefs.*

- Learn about how we need to protect our oceans from damage – mutual respect with an environmental twist.

Link planning to the characteristics of effective learning – *link planning to playing and exploring (engagement), active learning (motivation) and creating and thinking critically (thinking).*

- Find out what children already know about fish – some might have fish tanks at home. When children are motivated they are more likely to learn at a deeper level.

Ideas for home learning – *activities parents might like to try with their child at home.*

- Suggesting parents take their children on a trip to the local sea life centre.
-



Literacy <i>Reading; writing</i>	Mathematics <i>Number; shape, space & measures</i>	Understanding the World <i>People & communities; the world; technology</i>
<p>All children</p> <p>Putting labels with names on the different things we see in the ocean tuff tray</p> 	<p>Under 2s – fishing</p> <p>Using fishing nets to catch fish and other creatures in the water tray. Counting how many fish are in the tray and describing the shapes and colours.</p> <p>Over 2s – measuring and comparing</p> <p>Using the sea creatures to measure and make comparisons. Are they longer – shorter – fatter – thinner etc?</p>	<p>All children – undersea diorama</p> <p>Making an undersea picture with all the children to include sea creatures, ships etc we have been learning about through the week</p> <p>Over 2s – learning about fish</p> <p>Finding out about cold and warm water fish learning about similarities and differences – make comparisons.</p>
<p>Communication & language Listening & attention; understanding; speaking</p>	<p>Physical development Moving & handling; health & self-care</p>	<p>Personal, social & emotional Self-confidence & awareness; feelings & behaviour; relationships</p>
<p>Key vocabulary –</p> <p>Making board on display about the ocean with pictures and labels</p> <p>All children – reading and looking at books/ listening to stories about the ocean</p> 	<p>Under 2s – move like sea creatures</p> <p>Playing a game - Can the children move like an octopus? What about a fish or a crab? Watching the creatures moving on YouTube and then copy them, moving around the house and garden.</p> <p>Over 2s – sea creature dancing</p> <p>Watching 'Henry the Octopus' by the Wiggles on YouTube. It's a high energy song and dance which the children can sing along to and copy...</p>	<p>Under 2s – Rainbow fish</p> <p>Reading the story of the Rainbow Fish by Marcus Pfister and talking to the children about caring, sharing and being kind. Encouraging the children to think about what they can share and how it might make their friends happy.</p> <p>Over 2s – caring for our oceans</p> <p>Talking about the problems facing our oceans today – pollution, over-fishing, global warming etc. Discussing how things might be made better by reducing, recycling, reusing etc.</p>



Photo to promote conversation...



Asking open questions to promote conversation

- Where do you think this photo was taken?
- Have you ever been to a beach?
- Who do you think might live in the rocks?
- Would you like to climb down to this beach – if not why not?
- What creatures do you think live in the sea?

Links to the EYFS

- Understanding the world – talking about home and family experiences (people and communities).
 - Understanding the world – learning about the world around us (the world).
 - Communication and language – talking together (speaking).
 - Expressive art and design – using imagination.
-

Theme of the week – Father's Day

We are teaching the children about – Fathers Day

Why? – the children have seen Fathers Day cards in the shops and want to make one for their own fathers.

Background – according to Wikipedia, Fathers Day has been celebrated on March 19 (St. Joseph's Day) since the Middle Ages. However, many European countries now use the American date which is the third Sunday in June.



Focus for under 2s – I love my daddy.

Focus for over 2s – things that make daddy special.

Note – if children do not have a 'daddy' at home, asking for information about significant male figures in their lives. If they don't have one, we could focus on superheroes or males they admire.

Link planning to British values - *democracy, individual liberty, rule of law, mutual respect and tolerance of those with different faiths and beliefs.*

- Some children might not have a father figure in their home or family lives. Use this as an opportunity to talk about similarities, differences and respect.


Link planning to the characteristics of effective learning – *link planning to playing and exploring (engagement), active learning (motivation) and creating and thinking critically (thinking).*

- Asking parents to talk to their children about Fathers Day at home – this will help them to be more engaged in their learning.

Ideas for home learning – *activities parents might like to try with their child at home.*

- Loan a book about children and their fathers for the children to read at home over the weekend.
-

Literacy <i>Reading; writing</i>	Mathematics <i>Number; shape, space & measures</i>	Understanding the World <i>People & communities; the world; technology</i>	Expressive arts & design <i>Media & materials; imagination</i>
<p>Book selection</p> <p>'I love my daddy' by Giles Andreae 'Daddy is my hero' by Dawn Richards 'Can't you sleep little bear?' by Martin Waddell</p>	<p>All children – Cooking</p> <p>Making a cake Focus on maths – size, shape, capacity, weight etc and look at changes as the mixture cooks.</p>	<p>All children – families</p> <p>Asking parents to provide photos of dads so we can make a little display for the children to look at and interact with during the day.</p>	<p>All children – crafts</p>



Communication & language <i>Listening & attention; understanding; speaking</i>	Physical development <i>Moving & handling; health & self-care</i>	Personal, social & emotional <i>Self-confidence & awareness; feelings & behaviour; relationships</i>
<p>All children – things I love</p> <p>How many things do the children love about their daddy? Talk to the children and make a list ... add the list to their cards.</p> <p>Telling jokes</p> <p>Looking up some Fathers Day jokes – the cheesier the better – and tell them with the children.</p>	<p>Under 2s – daddy dancing</p> <p>Asking daddies to dance for the children – then asking the children to pretend to be dancing like daddy! We always find this activity ends in hilarity!</p> <p>Over 2s – a song for dad</p> <p>Making some musical instruments and making up a song to celebrate dad / males in the children's lives. Thinking about the special things dads do and say and including the children's words and special memories in our song.</p>	<p>Under 2s – I love daddy</p> <p>Talking about words like 'love' and 'caring' and what daddy does for the children. Using the dolls and pretending they are having a picnic with daddy – making food together to bring the activity alive.</p> <p>Over 2s – role play</p> <p>Pretend to be daddy – what does he do all day? Where does he go to work? What car does he drive? What are his favourite foods? What does he enjoy doing in the evening – does he have any hobbies? Etc.</p>

Theme of the week - Wimbledon

We are teaching the children about – Wimbledon

Why? – it's tennis season and the children will probably spot their parents watching tennis over the coming weeks.

Background – Wimbledon is an annual lawn tennis competition – it is the oldest tennis tournament in the world. Wimbledon takes place near London which is our capital city – lots of opportunities to learn about London.



Focus for under 2s – sports in the garden.

Focus for over 2s – learning about tennis – and London!

Link planning to British values - *democracy, individual liberty, rule of law, mutual respect and tolerance of those with different faiths and beliefs.*


- Learn about 'life in modern Britain' which runs alongside the requirement to 'actively promote' British values.

Link planning to the characteristics of effective learning – *link planning to playing and exploring (engagement), active learning (motivation) and creating and thinking critically (thinking).*

- Keep checking that the children are engaged and motivated to learn – how can you change activities to support their learning?

Ideas for home learning – *activities parents might like to try with their child at home.*

- Suggest parents watch some of the Wimbledon tennis with their children at home and talk about the players, scoring system etc.
-

Mathematics <i>Number; shape, space & measures</i>	Literacy <i>Reading; writing</i>	Understanding the World <i>People & communities; the world; technology</i>	Expressive arts & design <i>Media & materials; imagination</i>
<p>Under 2s – number line</p> <p>Making a number line for the children to use.</p> <p>Counting tennis balls.</p>	<p>The book this week is-</p> 	<p>All children –</p> <p>Watching Wimbledon tennis on the Tv in the morning and Visiting the tennis court with the children and providing them tennis balls and racket to explore in the afternoon</p>	<p>All children – circles</p> <p>Provide the children with circles of paper or card and let their imaginations flow as they design their own tennis ball. What colours, shapes and textures do they want to add to their ball?</p>

Communication & language <i>Listening & attention; understanding; speaking</i>	Physical development <i>Moving & handling; health & self-care</i>	Personal, social & emotional <i>Self-confidence & awareness; feelings & behaviour; relationships</i>
<p>Key vocabulary –</p> <p>Balls – tennis bats Winner's cup Ball boy / girl Player Tennis court – net Winner – loser Serve – hit – volley Umpire etc...</p> <p>All children – Making board on display about different sports together with the children and letting them decorate it.</p>	<p>Under 2s – fun with bats and balls</p> <p>Providing the children with a selection of bats and balls and showing them how to use the bats safely and with respect for others. Teaching them how to hit the balls – or balloons – with bats both on the floor and up into the air.</p> <p>Over 2s – make a bat</p> <p>Set up a fiddly fingers activity to help the children learn about weaving. Providing short lengths of ribbon or string for the children to weave in and out.</p>	<p>All children – likes and dislikes</p> <p>Talking to the children about their favourite physical garden games – tennis, football, treasure hunts, obstacle courses, riding the bikes etc. Provide 'invitations to play' based on their favourites through the week.</p>

