

# Group Planning 2018

## - January -

Sun	Mon	Tue	Wed	Thu	Fri	Sat
	1 New Year's Day (Bank Hol)	2	3	4 World Braille Day (global)	5	6 Epiphany - 12 <sup>th</sup> night (Christian)
7	8 Plough Monday (UK)	9	10	11	12	13
14	15 Martin Luther King day	16	17	18 Winnie the Pooh Day	19	20 Penguin Awareness Day
21	22	23	24	25 Robert Burns Night (Scotland)	26 Australia Day	27 Chocolate cake day
28 RSPB Big garden birdwatch	29 National storytelling week (UK)	30	31			

### Themes of the week -

Week 1 - snow and ice

Week 2 - Epiphany (twelfth night)

Week 3 - animals in winter

Week 4 - Australia day

## Theme of the week - winter weather – snow and ice

---

**We are teaching the children about -**  
winter weather – snow and ice

**Why?** – We want to help the children understand about the new season and the changes that are happening in the world around them.



**Background** – Meteorological winter starts around 1<sup>st</sup> December but we are busy with Christmas activities throughout December so we tend to use the astronomical season date – 21<sup>st</sup> December.

**Focus for under 2s** – Winter clothes

**Focus for over 2s** – changes to the weather

**Note** – group planning includes opportunities for inside and outside play.

**Link planning to British values** – *democracy, individual liberty, rule of law, mutual respect and tolerance of those with different faiths and beliefs.*
























- Teaching the children about importance of dressing appropriately for the weather – rule of law.

**Link planning to the characteristics of effective learning** – *linking to playing and exploring (engagement), active learning (motivation) and creating and thinking critically (thinking)*

- Encourage the children to explore the outside area and use what they find to make a display (engagement)

**Home learning** – *providing ideas for activities parents might like to try with their child at home*

- Do you find little ones struggle with putting clothes and going outside in a colder weather? Sharing information with parents so they understand what their child is learning outside.

Communication & language / Literacy	Physical development	PSED											
<p>Making a board on display including vocabulary such as - Snow , Ice, Snowman, Gloves/mittens, Winter coat, Hat, Scarf Displayed literacy, Trees in winter, Cold weather clothes</p>  <p>Book selection to focus on – winter</p>	<p><b>Under 2s – getting dressed</b> Talking about the clothes we are wearing in the winter. Encourage them to be independent pushing their legs and arms in and doing up zips.</p> <p><b>Treasure basket –</b> Creating together a winter themed treasure basket for the children to explore (there are many ideas online).</p> 	<p>Under 2s – self-awareness</p> <p>Going outside every day apart from in dangerous weather conditions.</p> <p>Making the most of the cold weather of the cold weather to teach the children about the changes in the world around them.</p> <p><b>Over2s – feelings in winter</b> Using the photo to promote conversation – asking the children – how does winter make them feel? Suggesting the children to draw a picture of their favourite weather and talk about how it makes them feel.</p>											
Expressive arts & design	Mathematics												
<p><b>Under 2s – snow pictures</b></p> <p>Making snowy day pictures using white paint and black card. Add texture with glitter and sparkles.</p> 	<p>Writing numbers and displaying the snowflakes. Using them to count up and down.</p> <table><tr><td></td><td></td><td></td></tr><tr><td>0</td><td>4</td><td>1</td></tr><tr><td></td><td></td><td></td></tr><tr><td>4</td><td>5</td><td>3</td></tr></table>				0	4	1				4	5	3
													
0	4	1											
													
4	5	3											
<p><b>Over 2s – Christmas cards</b></p> <p>Cutting up old Christmas cards with children and using them for crafts and making some jigsaws.</p>	<p><b>Over 2s – cutting snowflakes</b> Providing the children with scissors and showing them how to fold and cut snowflakes out white paper. Learning that every snowflake is different.</p> 												
	Understanding the world												
	<p>All children – Jack Frost We will make some ice and snow pictures and talk about Jack Frost.</p> <p>Learn the rhyme –</p> <p>“Look out! Look out! Jack Frost is about and he’s after your fingers and toes! All through the night, the gay little sprite is working where nobody knows.</p> 												

## Theme of the week - winter weather – Epiphany

---



**We are teaching the children about** – Epiphany (twelfth night)

**Why?** – Some of the children are learning about 12<sup>th</sup> night at nursery and we want to complement their learning  
**Background** – Epiphany is the day when the 3 wise men (3 kings in the song “we e kings of Orient are...”) arrived to visit baby Jesus in the bible story.

**Under 2s** – Reading the Christmas story and talk about what happened at

**Over 2s** – role playing kings and queens

**Linking planning to British values** – *democracy, individual liberty, rule of law, mutual respect and tolerance of those with different faiths and beliefs.*

- Talk about those who do believe in the story of Jesus and 3 kings (tolerance).



**Linking planning to the characteristics of effective learning** – *linking to playing and exploring (engagement), active learning (motivation) and creating and thinking critically (thinking)*

- Encourage the children to use books and maps to research information (active learning)

**Home learning** – *providing ideas for activities parents might like to try with their child at home*

- Share recipes for winter cupcakes and apple wassail – presents might like to try it at home.

## Activity ideas -

Communication & language	Physical development	PSED
<p><b>Key vocabulary –</b> Kings - Wise men – Gold – Frankincense – Myrrh - Baby Jesus – Stable - Orient – travel</p> <p><b>Over 2s - gifts for babies</b> In the story, 3 wise men brought gifts for baby Jesus. Talking to children about gifts they received when were born – asking parents for information we can use to talk about with the children.</p>	<p><b>Under 2s – present</b></p> <p>A lot of little ones enjoy putting things in and out of boxes and wrapping them up – giving them boxes and small toys which they can wrap as gifts for dolls. Talking about giving and receiving presents while they are playing role play giving and taking and saying “please” and “Thank you”</p> 	<p><b>Under 2s – apple wassail</b> Making this traditional drink with the children, showing them how to measure the ingredients before mixing (maths). Talking about how the drink makes them feel and discussing likes and dislikes.</p> 
Literacy		
<p><b>Book selection</b></p> <ul style="list-style-type: none"> <li>• The Christmas story remind the children</li> <li>• “The wise men” - children’s version from Usborne</li> <li>• “We three kings’ by Claire Fennell</li> </ul> <p><b>Displayed literacy</b> - Labelled pictures of wise men / 3 kings bringing gifts to the baby. Words and pictures- gold, myrrh and frankincense.</p>	<p><b>Over 2s – stranger danger!</b> Talking to older children about stranger danger: specifically the danger of accepting gifts from strangers. Role playing different scenarios to develop their understanding.</p>	<p><b>Over 2s – saying thank you</b> Writing letters and drawing pictures to the wise men from the baby saying “thank you” for the gifts they have bought. Talking about saying thank you/being grateful.</p>
Mathematics	Understanding the world	Expressive arts & design
<p><b>Under 2s – count from 1 to 3</b> Playing games and singing songs to teach the children 1, 2 and 3 and counting forwards and backwards.</p> <p><b>Over 2s-distance</b> Looking at maps and learn how far away Bethlehem is...how far the 3 wise men travelled... how far the food we eat at Christmas travels to reach our plates etc.</p>	<p><b>Under 2s – technology</b></p> <p>Watching the Christmas story and the story of the 3 kings’ visit together on YouTube.</p> <p><b>Over 2s – where was Jesus born?</b></p> <p>According to the bible, Mary and Joseph were living in Bethlehem at the time of Jesus’s birth and moved to Nazareth not long after. Find the places on the world map.</p>	<p><b>All children -we 3 kings</b></p> <p>Listen to the song ‘we 3 kings of Orient are, bearing gift we travel afar’ etc... and talk about how far the kings travelled to visit the baby and what gifts they brought with them. The bible story says they came ‘from the East’ – where might that be?</p> <p>Draw pictures of the kings...</p>




## More activity ideas - Epiphany



# Theme of the week - winter weather – animals in winter

---



**We are teaching children about** – animals in winter

**Why?** – The children love playing with small world animals and we can teach them about similarities and differences.

**Focus for under 2s** - looking after animals

**Focus for over 2s** – snowy animals in the garden and across the world

**Note** – group planning includes opportunities for inside and outside play.

**Linking planning to British values** – *democracy, individual liberty, rule of law, mutual respect and tolerance of those with different faiths and beliefs*

- Learnt to respect those who care for animals (mutual respect)

**Linking planning to the characteristics of effective learning** – *linking to playing and exploring (engagement), active learning (motivation) and creating and thinking critically (thinking)*

- Children take part in simple science experiments (creating and thinking critically)

**Home learning** – *providing ideas for activities parents might like to try with their child at home*

- Loan an animal, appropriate thyme or book and winter care kit so they can look after the animals over the weekend at home.

Communication & language	Physical development	PSED Literacy
<p><b>Winter animals display / Key vocabulary –</b></p> <p>Polar bear, Iceland, Penguin, Fox, Hedgehog, Birds, Snow/ice , Animal homes, Footprints</p>  <p><b>Over 2s –</b> animals staying warm in winter. Asking children - What do animals need to stay warm and dry in the winter? Reading the Percy the park keeper story “One snowy night” by Nick Butterworth together and talking about what the various animals did to try and stay warm and dry before they arrived at Percy;s hut.</p>	<p><b>Under 2s -</b> food for animals Making food for the animals and birds which visiting our garden in winter. The little ones can help measure (maths) and stir. There are birth food recipes on the RSPB website.</p> <p><b>Over 2s –</b> frozen animals Freezing some toys animals in blocks of ice – putting them in the messy tray and providing tools for the children to use to help the animals escape.</p>  <p><b>Extension –</b> what makes ice melt? Making some ice blocks (hide some small world animals inside) and experiment with the sun, warm radiator, salt and fridge to see which block of ice melts quicker.</p>	<p>All children – caring for animals Providing the children with resources eg blankets, food bowls, brushes cloths etc to help them look after their small world or cuddly animals.</p> <p>Extension – helping the children to make beds for the animals using old shoe boxes and scraps of blankets...helping them make links in their learning by asking parents to send you a photo of their bedroom at home so they can make comparisons. The older children (if they have experience) might want to extend this to vet role play.</p> <p><b>Book selection –</b></p> <ul style="list-style-type: none"> <li>• “One snowy night” by Nick Butterworth</li> <li>• “Say hello to the snowy animals” by Ian Whybrow</li> <li>• “The animals of Farthing Wood in winter” by Colin Dann</li> </ul> <p><b>Displayed literacy –</b></p> <p>Labelled photos of animals in winter eg fox walking through the snow, a polar bear in an ice cave etc.</p>
Mathematics	Understanding the world	Expressive arts & design
<p><b>Under 2s –</b> footprints in the snow</p>  <p><b>Over 2s –</b> hot and cold - Setting up experiment which help children make comparisons between hot and cold.</p>	<p><b>Under 2s –</b> houses</p> <p>We all live in different houses – looking at photos of animal houses and making them using the blocks or empty cardboard boxes.</p> <p><b>Over 2s –</b> snowy world animals</p> <p>Putting some snowy world animals into the messy tray with pretend snow and resources to help the children learn about the animals and their habitats.</p>	<p><b>Under 2s –</b> animals hokey cokey</p> <p>Repeating vocabulary to teach in different ways eg put your polar bear / penguin in... and out and shake it all about.</p> <p><b>Over 2s –</b> burrows and tunnels</p> <p>Using our imagination to make burrows and tunnels for the children (tents and tunnels) and the winter animals (tubes).</p>



## Theme of the week - Australia day

---

**We are teaching the children about –**  
Australia day

**Why?** – We want to help the children learn about similarities and differences -it is cold in the UK but it is hot / summer time in Australia.

**Background** – on Australia Day families come together to celebrate their country and culture.



**Focus for under 2s** – learn about the world in which we live.

**Focus for over 2s** – plan a hot week, regardless of the weather outside.

**Note** – group planning includes opportunities for inside and outside play.

**Linking planning to British values** – *democracy, individual liberty, rule of law, mutual respect and tolerance of those with different faiths and beliefs*

- Learning about the lives of people in different parts of the world (mutual respect and tolerance)




**Linking planning to the characteristics of effective learning** – *linking to playing and exploring (engagement), active learning (motivation) and creating and thinking critically (thinking)*

- Using books and the internet to find out new information (playing and exploring)

**Home learning** – *providing ideas for activities parents might like to try with their child at home*

- Suggesting parents to listen some of the Australian songs their children enjoy at home together.

Communication & language Literacy	Physical development	PSED
<p><b>Key vocabulary</b></p> <p>Focusing on types of animals or places to visit or elements of the flag and making an interactive display with words and pictures to engage the children.</p> <p><b>Over 2s – barbecue</b> - Planning a barbecue party for Australia Day. Writing the invitations and researching a menu, cooking the food etc. Making a poster inviting everyone to a barbecue.</p> <p>Extension – making some traditional Australian food such as Lamington pancakes or Anzac biscuits and sharing the recipes with parents.</p>	<p><b>Under 2s – animal moving</b></p> <p>Finding out about Australian animals and playing an animal moving game – slither like a snake, hop like kangaroo, climb like a koala, wobble like a platypus and tickle like a spider!</p> <p><b>Over 2s – holidays</b></p> <p>Printing pictures of specific places in Australia. Using scissors to cut them out and make a collage of the different places the children would like to visit – Australia has a lot of wonderful and diverse scenery!</p>	<p><b>Under 2s – mirrors</b></p> <p>Looking at pictures of children from Australia and compare them with the children's photos to develop self-awareness. Do the children look the same as us – or different?</p> <p>Extension – drawing or painting a self-portrait.</p> <p><b>Over 2s – where we live</b></p> <p>Looking at pictures of people who live in Australia – in houses, tented communities, native Aborigine huts, modern family homes with pools, traditional Queenslanders etc. Comparing them with pictures of children's homes.</p>

Mathematics	Understanding the world	Expressive arts & design
<p><b>Under 2s – animal shapes</b></p> <p>Looking at photos of Australian animals – platypus, wombat, dingo etc and talking about shapes.</p>  <p><b>Over 2s – animal matching</b></p> <p>Using duplicate pictures of Australian animals to make a matching game. Which animals are the children's favourites (PSED)?</p>	<p><b>Under 2s – Aborigine art</b></p> <p>Looking at artwork from the native Aborigine people and recreating the dot pictures they make.</p>  <p><b>Over 2s – flags</b> - Finding out about the Australian flag and compare it with the British flag – notice similarities and differences; lots of maths learning.</p> 	<p><b>Under 2s – singing</b></p> <p>Learning some new songs from Australia such as "Waltzing Matilda" and "Tie me kangaroo down"</p> <p><b>Over 2s – dancing</b> Watching the - Australian group "The Wiggles" on YouTube and trying some of their dances.</p> <p>Extension – listening to Australian national anthem and compare it with our own.</p>