

Group Planning 2018

~ February ~

Sun	Mon	Tue	Wed	Thu	Fri	Sat
				1	2	3
4	5	6 Safer internet day (UK)	7	8	9 Winter Olympics (to 25 th)	10 National Umbrella Day
11 Random acts of kindness week (global)	12 National Nest Box week (UK)	13 Shrove Tuesday / Pancake Day (Christian)	14 Valentine's day (global)	15	16 Chinese New Year	17
18	19	20	21	22 World Thinking Day (global)	23	24
25	26 Tell a fairy tale day (USA)	27	28			

Themes of the week -

Week 1 – Valentine's Day

Week 2 – Chinese New Year

Week 3 - Pancake day

Week 4 – Birds in winter

Theme of the week – Valentine's day

We are teaching the children about
– Valentine's Day

Why? – The children have seen cards and gifts in the shops and want to learn more.

Background – St Valentine is generally known as the Saint of lovers. We celebrate his special day on 14th February each year.

Focus for under 2s – hearts and flowers

Focus for over 2s – love and friendship

Note – group planning includes opportunities for inside and outside play.

Link planning to British values - *democracy, individual liberty, rule of law, mutual respect and tolerance of those with different faiths and beliefs.*


- Teaching children the difference between love and friendship and reminding them that they can always say 'no' if they are not happy about something happening to them (rule of law).

Link planning to the characteristics of effective learning – *link planning to playing and exploring (engagement), active learning (motivation) and creating and thinking critically (thinking).*

- Outings support children's understanding of a subject and help them to stay engaged and motivated in their learning (playing and exploring and active learning).

Ideas for home learning – *provide ideas for activities parents might like to try with their child at home.*



- Sharing the Valentine's cookies recipe with parents so they can do some cooking at home.



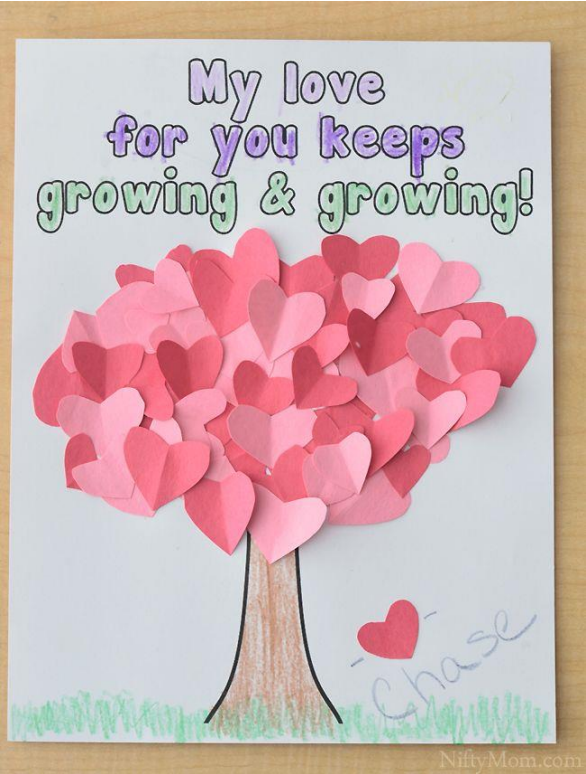
Communication & language	Physical development	Personal, social & emotional
<p>Key vocabulary –</p> <ul style="list-style-type: none"> Heart Love Card Red Boy or girl friend / wife / husband Friends <p>All children - outing preparation</p> <p>Talking to the children about the outing and role play what will happen during the outing to ensure they have the vocabulary they need to ask questions and be interested in what they see at the card shop.</p>	<p>Under 2s – using heart and flower stickers to make a picture. The act of peeling the backing off the stickers is great for practicing fine motor control (and concentration).</p> <p>Over 2s – using heart shaped cutters to make some healthy eating biscuits to give to parents. The children might enjoy decorating the biscuits with icing (great for squeezing practice). Encouraging the children to stand when they are cooking to use their gross motor skills (balancing, stretching, reaching etc).</p>	<p>Under 2s – talking to the children about people we like and people we love. Focusing on family as those we love and read books with them to develop their awareness.</p> <p>Over 2s – planning some 'stranger danger' activities with the children, teaching them about who to approach in an emergency and what to say if someone comes up to them at the park or in the street and tries to talk to them. Focusing on staying safe and introducing the PANTS rule for the older children (NSPCC).</p>

Literacy	Mathematics	Understanding the World	Expressive arts & design
<p>Book selection</p> <ul style="list-style-type: none"> 'Guess how much I love you' by Sam McBratney 'Froggy's First Kiss' (YouTube story) <p>Learn the rhyme</p> <p>Roses are red Violets are blue Sugar is sweet And so are you!</p>	<p>Under 2s – focusing on hearts – cutting out different sizes of hearts to make a layered picture. What are the children's favourite colours?</p> <p>Over 2s – going on a shape hunt in the garden – take a camera to photograph the different shapes the children spot.</p>	<p>All children – outing to the card shop</p> <p>Taking all the children on an outing to a local card shop to look at Valentine's Day cards together.</p>	<p>Under 2s – encouraging the children to make a picture using hearts which can be turned into a card or put into a frame as a gift for family.</p> <p>Over 2s – providing potato heart shaped prints and paint for the children to use.</p>

More activity ideas -



More activity ideas -



Theme of the week – Chinese New Year

We are teaching the children about - Chinese New Year

Why? – We are planning to visit a Chinese supermarket and want to extend children's learning.

Background - Chinese New Year is celebrated on 28th of January and 2017 is the year of the rooster.

Focus for under 2s – learning about other countries

and cultures Focus for over 2s – New Year –

similarities and differences

Note – group planning includes opportunities for inside and outside play.

Communication & language <i>Listening & attention; understanding</i>	Physical development <i>Moving & handling; health & self-care</i>	Personal, Social & Emotional <i>Self-confidence & awareness; feelings</i>
Key vocabulary – <ul style="list-style-type: none">• New Year• Rooster• Colours red, yellow and green (lucky colours)• Lantern• Money envelope• Coins• Sweets• Special clothes Over 2s – Lanterns and Firecrackers Reading the book by Jonny Zucker and	Under 2s – dressing up Chinese children often receive gifts of clothes to wear for New Year. Dressing the children up in special clothes and have a little party with Chinese food. Over 2s – messy tray Putting noodles and some chopsticks in the messy tray for exploration.	All children – my New Year Making comparisons between the children's New Year celebrations at home and those of Chinese children. Over 2s - Chinese writing Giving to children their names in Chinese script to copy (physical development – mark making)

Literacy <i>Reading; writing</i>	Mathematics <i>Number; shape, space & measures</i>	Understanding the world <i>People & communities; the</i>	Expressive arts & design <i>Media & materials;</i>
<p>Book selection</p> <ul style="list-style-type: none"> • “Rooster’s off to see world” by Eric Carle. • “The Clever Rooster” – YouTube • “The magical Rooster” by Li Jian (Chinese & English) <p>Displayed literacy</p> <ul style="list-style-type: none"> • Making up a simple rooster rhyme (idea to follow) • Printing the Chinese zodiac 	<p>Under 2s - animals</p> <p>Using pictures of the Chinese New Year animals for sorting and counting game.</p> <p>Over 2s – money envelopes</p> <p>Using money envelope template* to make some envelopes with the children. Focusing on the fine motor skills needed to fold the paper and smooth it down –</p>	<p>All children – Chinese Language</p> <p>Watching different movies about Chinese people, how they live and their language on YouTube, playing a role play copying Chinese language to compare with our languages.</p> <p>Extension – collecting menus to include in a role play. Model language for the</p>	<p>Under 2s - rooster</p> <p>Finding out what a rooster looks like and what sounds they make and include in an “Old Macdonald” verse.</p> <p>Over 2s – lanterns</p> <p>Finding out why Chinese children make lanterns at New Year and link children’s learning to other festivals where</p>

Linking planning to British values – *democracy, individual liberty, rule of law, mutual respect and tolerance of those with different faiths and beliefs*

- Learning about people from around the world (mutual respect and tolerance)


Linking planning to the characteristics of effective learning – *linking to playing and exploring (engagement), active learning (motivation) and creating and thinking critically (thinking)*

- Making comparisons between how children celebrate New Year in different countries (thinking critically)

Home learning – *providing ideas for activities parents might like to try with their child at home*

- Giving to parents a copy of the rooster rhyme (to follow) to learn with their child at home.

Rooster rhyme



Good morning Mr. Rooster
Cock-a-doodle-doo!
You make us in the
morning We are
happy to see you!

Photo to promote conversation...



Asking open questions to promote conversation

This is Chinese Arch – it is in Manchester but there are lots of arches across the country. Have you been to visit a Chinese Arch?

What do you know about China?

It is nearly Chinese New Year – we have a book to read about Chinese animals...

Links to the EYFS

Communication & language – all; PSED – feelings & behaviour; understanding the world – the world; British values – respect and tolerance.

Theme of the week – Pancake Day



We are teaching the children about – Pancake Day

Why? – The children enjoy cooking and eating pancakes!

Background – we are following children's interest in cooking and we have bought some new winter cookery books for them to look through and use.

Focus for under 2s – our favourite pancakes are...

Focus for over 2s – learn about different types of pancakes.

Note – group planning includes opportunities for inside and outside play.

Link planning to British values - *democracy, individual liberty, rule of law, mutual respect and tolerance of those with different faiths and beliefs.*

- Helping children develop mutual respect by learning that we all like different things.

Link planning to the characteristics of effective learning – *link planning to playing and exploring (engagement), active learning (motivation) and creating and thinking critically (thinking).*

- Encouraging children to learn actively, experimenting with recipes and ingredients.


Ideas for home learning – *provide ideas for activities parents might like to try with their child at home.*

- Giving to parents our (tried and tested) pancake recipe to try with their child at home.
-

Communication & language <i>Listening & attention; understanding; speaking</i>	Physical development <i>Moving & handling; health & self-care</i>	Personal, social & emotional <i>Self-confidence & awareness; feelings & behaviour; relationships</i>
<p>Key vocabulary –</p> <ul style="list-style-type: none"> Ingredients – flour, water, milk, eggs... what else do the children want to add? Illustrated recipe card including mixer, jug, spoon, scales, milk carton etc. <p>Mama Panya's Pancakes</p> <p>Reading the story by Mary Chamberlin and discussing the various characters – talking about what they are doing; how they all contribute to the pancake making; why Mama Panya was worried when her son was inviting all their friends; explore the countryside where Mama Panya lives etc.</p>	<p>Under 2s - races</p> <p>Giving each child a pan and a pancake and planning some races– who can toss their pancake the highest? Can they catch their pancake?</p> <p>Over 2s – creative pancakes</p> <p>Putting pancake batter into an bottle with a spout and the children can squeeze it into different shapes (playdough cutters work well).</p> <p>Extension – cut the toppings using a child-safe knife. Make different combinations of flavours.</p>	<p>Under 2s – how do you like your pancake?</p> <p>Getting together with some friends and talking about favourite toppings – are they sweet or savoury? Experimenting by tasting different combinations of toppings and flavours – talking about likes and dislikes.</p> <p>Over 2s – being safe</p> <p>Talking to the children about staying safe in the kitchen when they are cooking. Writing a risk assessment together thinking about using knives carefully, wiping up slippery floors, washing hands etc.</p>

Literacy <i>Reading; writing</i>	Mathematics <i>Number; shape, space & measures</i>	Understanding the World <i>People & communities; the world; technology</i>	Expressive arts & design <i>Media & materials; imagination</i>
<p>Book selection</p> <p>'Pancakes, by Eric Carle. Illustrated pancake recipe.</p> <p>Displayed literacy</p> <p>P is for pancake – putting together a basket of toys focusing on the letter 'p'; finding the letter 'p' from a selection in the sand or messy tray.</p>	<p>Under 2s - numbers</p> <p>Writing numbers on pancakes and set them out into a display which the children can use to sort and count.</p> <p>Over 2s - shapes</p> <p>Pancakes are traditionally round – but they can be other shapes. Challenging the children to make square, oval, heart shaped or triangular pancakes.</p>	<p>All children – similarities and differences</p> <p>Watching movie on YouTube about different types of pancakes eaten around the world.</p>	<p>Under 2s – pancakes for the teddies</p> <p>Making paper pancakes for the teddies and dolls. What colours do the children want to use? What shapes might they be?</p> <p>Over 2s – paper plate pancakes</p> <p>Decorating paper plates with your favourite pancake toppings.</p>

Our pancake rhyme



Mix a pancake

Stir a pancake


Pop it in the pan.

Fry the pancake

Toss the pancake

Catch it if you can!

More activity ideas -




Pancake Counting and Addition



**Pancake
Number Match**

PANCAKE THEME

Activities for Preschool Learning
#PLAYfulPreschool



Theme of the week – Birds in winter

We are teaching the children about – birds in winter

Why? – Follow on from talking about love to how we can be kind to others.

Background – it is National Nest Box Week this week: there are lots of activity ideas online such as making bird food, spotting birds in the garden and putting up a nest box ready for spring.

Focus for under 2s – birds visit the garden and are hungry in winter.



Focus for over 2s – life cycles – in winter birds are hungry; in spring they are nesting; in summer they are bringing up their babies; in autumn some birds leave England to go elsewhere.

Link planning to British values - *democracy, individual liberty, rule of law, mutual respect and tolerance of those with different faiths and beliefs.*

- Talking about similarities and differences between different bird species.

Link planning to the characteristics of effective learning – *link planning to playing and exploring (engagement), active learning (motivation) and creating and thinking critically (thinking).*

- Encouraging the children to interact with the display, carefully using the resources and replacing them when they have finished their play.

Ideas for home learning – *provide ideas for activities parents might like to try with their child at home.*

- Sharing the bird food recipe with parents so they can do some bird food cooking at home.
-

Communication & language <i>Listening & attention; understanding</i>	Physical development <i>Moving & handling; health & self-care</i>	Personal, social & emotional <i>Self-confidence & awareness; feelings & behaviour</i>
<p>Key vocabulary –</p> <ul style="list-style-type: none"> Different types of birds which visit our garden – putting up a visual display of pictures of birds and their names. Bird food – making an illustrated bird food recipe, adding the names of the ingredients. <p>All children – storytelling</p> <p>Making up a story about the birds which visit our garden. Playing alongside the children and encouraging them to re-tell the story in their own words when they are playing independently.</p>	<p>Under 2s - feathers</p> <p>Using feathers for fine and gross motor activities – blowing them and chasing them around the room; picking them up, adding glue and using them for crafts.</p> <p>Over 2s – mark making</p> <p>Showing the children how, in years gone by, we used to use feathers for writing. Using feathers for our own artwork and crafts – the children might like to make an owl or blackbird with different coloured feathers.</p>	<p>Under 2s – ‘Owl Babies’</p> <p>Talking about how the owl babies felt when their mummy was off hunting. Linking to the children’s feelings when they are left in our care or when their parents go out for the evening.</p> <p>Over 2s – ‘Goodnight Owl’</p> <p>Reading alongside ‘Can’t you sleep little bear?’ by Martin Waddell and ‘Peace at last’ by Jill Murphy.</p> <p>Helping the children to compare the stories and talk about similarities and differences.</p> <p>Extension – talking about our own sleep routines.</p>

Literacy <i>Reading; writing</i>	Mathematics <i>Number; shape, space & measures</i>	Understanding the World <i>People & communities; the world; technology</i>	Expressive arts & design <i>Media & materials; imagination</i>
<p>Book selection</p> <p>Making an interactive bird display with a selection of books about birds such as ‘Owl Babies’ by Martin Waddell and ‘Goodnight Owl’ by Pat Hutchins. Including books and magazines from RSPB to teach children about Different types of birds.</p>	<p>Under 2s – shapes</p> <p>Look at the shapes of feathers – talk about how they help the birds to fly.</p> <p>Over 2s - bird food</p> <p>Finding a recipe and make bird food for the garden. Helping the children to weigh and measure the ingredients before mixing them together.</p>	<p>All children – outing</p> <p>Taking the children on outing to the local shops to buy the ingredients for making bird food.</p> <p>Talking to them first about what ingredients they need to buy to make the food and writing shopping lists before we go (physical development – handling).</p>	<p>All children – bird names</p> <p>Watching the birds in the garden and talk about robins, sparrows, blackbirds etc.</p> <p>Comparing the birds we see with their pictures in bird books.</p>

More activity ideas -



My Nearest and Dearest

Eat Like a Bird

Fine Motor and Pretend Play
for Toddlers and Preschoolers



More activity ideas -

